

# 事前準備

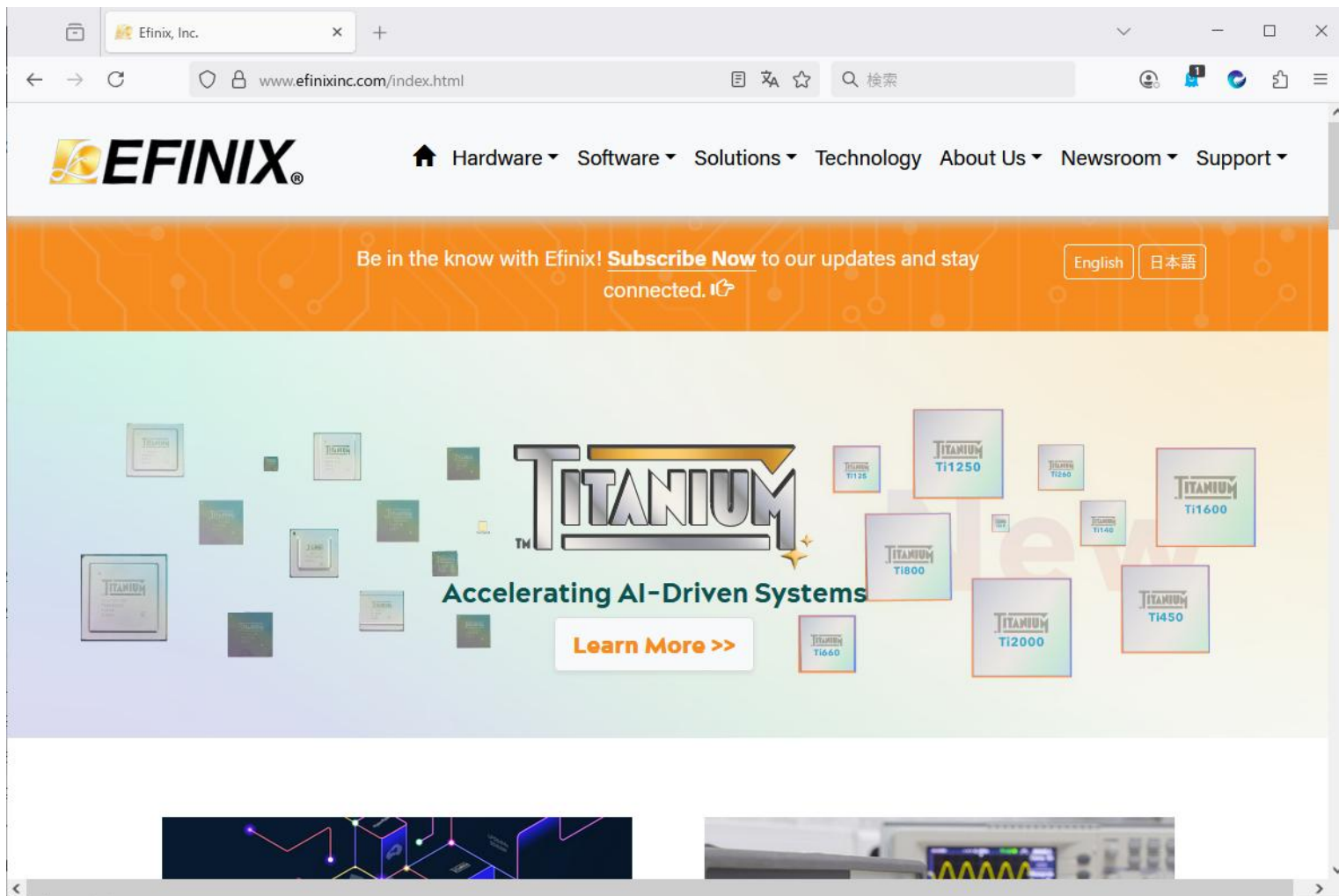
ISHI会

フルデジタルで音声を操るためのロジック回路

# 事前準備

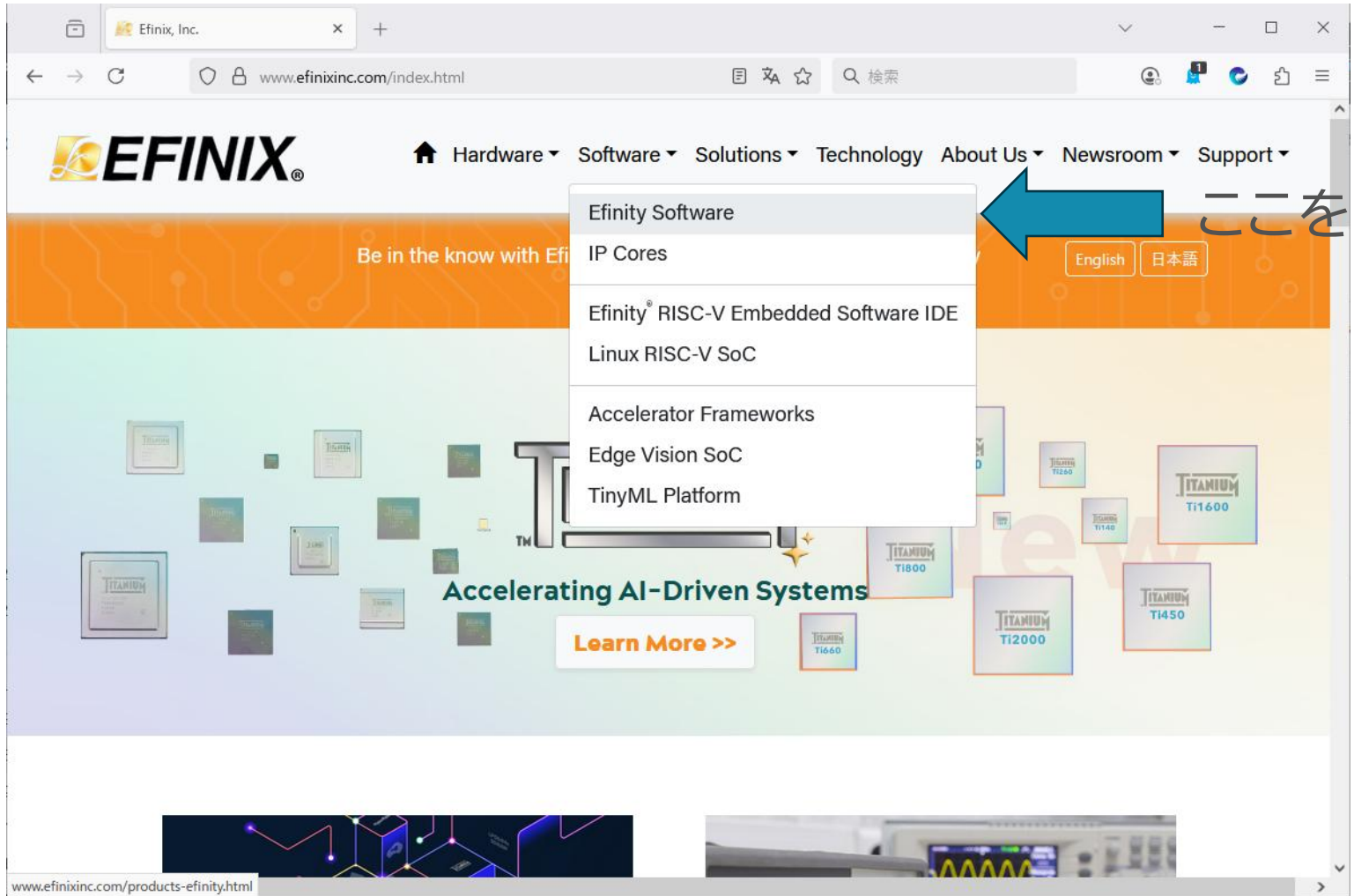
- FPGAの開発環境であるEfinityをダウンロード及びインストールする。
  1. ユーザーアカウントの作成
  2. Efinityのダウンロード
  3. Efinityのインストール
- Zadigのダウンロード

# メーカーサイトにアクセス



<https://www.efinixinc.com/index.html>

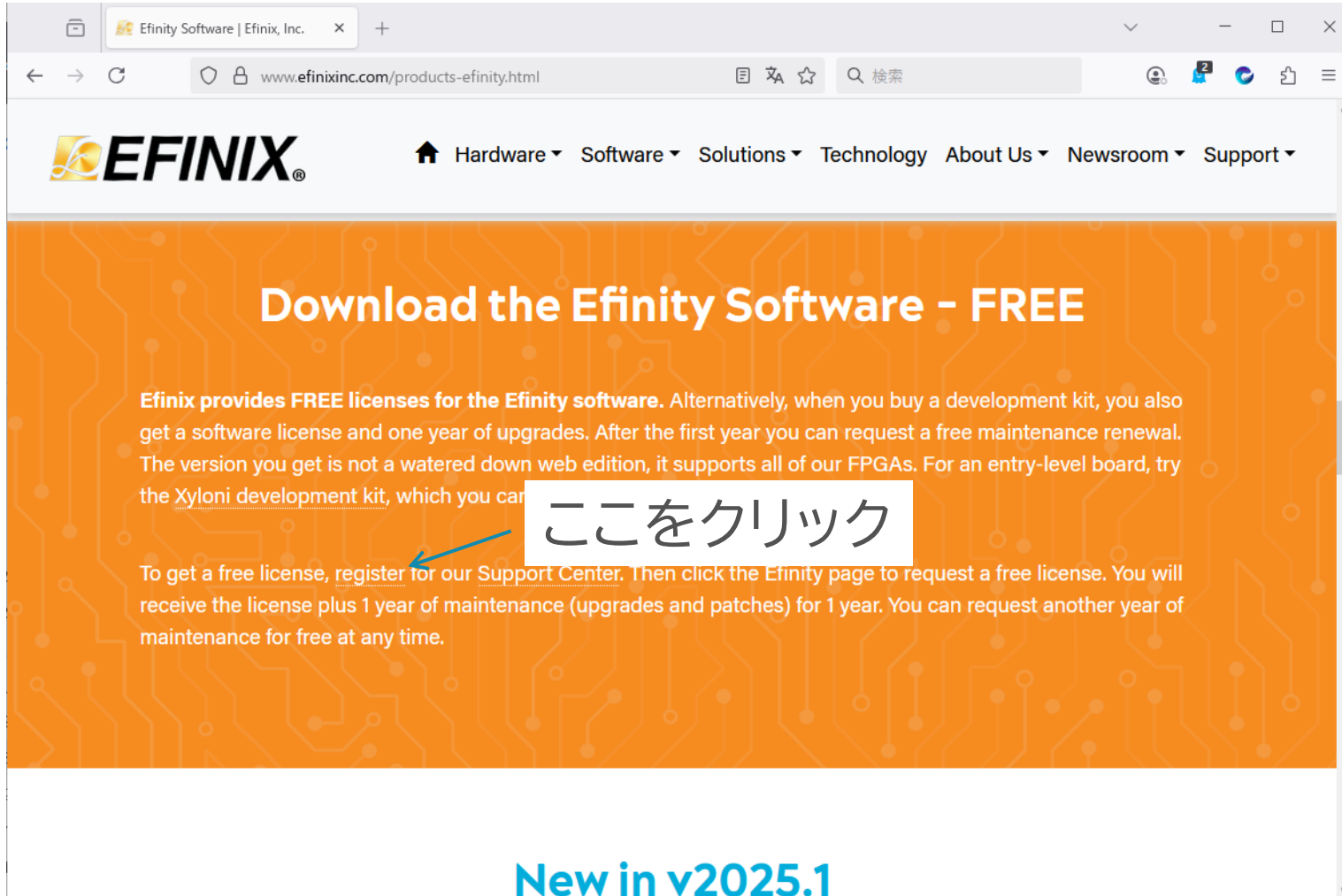
# Efinity Softwareのページを開く



ここをクリック

# ページ中腹に移動

## 中腹のオレンジの帯の箇所に移動



The screenshot shows a web browser window displaying the Efinity Software website. The browser's address bar shows the URL [www.efinixinc.com/products-efinity.html](http://www.efinixinc.com/products-efinity.html). The website's navigation menu includes links for Home, Hardware, Software, Solutions, Technology, About Us, Newsroom, and Support. The main content area features a large orange banner with the heading "Download the Efinity Software - FREE". Below the heading, there is a paragraph of text: "Efinix provides FREE licenses for the Efinity software. Alternatively, when you buy a development kit, you also get a software license and one year of upgrades. After the first year you can request a free maintenance renewal. The version you get is not a watered down web edition, it supports all of our FPGAs. For an entry-level board, try the [Xyloni development kit](#), which you can". A blue arrow points from a white box containing the Japanese text "ここをクリック" (Click here) to the word "register" in the text below. The text continues: "To get a free license, register for our [Support Center](#). Then click the Efinity page to request a free license. You will receive the license plus 1 year of maintenance (upgrades and patches) for 1 year. You can request another year of maintenance for free at any time." At the bottom of the banner, the text "New in v2025.1" is displayed in blue.

Download the Efinity Software - FREE

Efinix provides FREE licenses for the Efinity software. Alternatively, when you buy a development kit, you also get a software license and one year of upgrades. After the first year you can request a free maintenance renewal. The version you get is not a watered down web edition, it supports all of our FPGAs. For an entry-level board, try the [Xyloni development kit](#), which you can

ここをクリック

To get a free license, register for our [Support Center](#). Then click the Efinity page to request a free license. You will receive the license plus 1 year of maintenance (upgrades and patches) for 1 year. You can request another year of maintenance for free at any time.

New in v2025.1

# ユーザー情報の入力

会社名  
(個人はテキスト  
なもので大丈夫)

住所・電話番号

The screenshot shows a web browser window with the URL `www.efinixinc.com/support/account.php?do=create`. The page title is "Efinix Support". The main heading is "User Contact Information". The form contains the following fields:

- Email Address \***: `masahiro_hukuoka@g.metro-cit.ac.jp`
- Company \***: `Tokyo Mtropolitan College of Industrial Technology`
- Company web site**: `Helps us to validate your registration`
- City \***: `Shinagawa-ku`
- Postal code \***: `140-0011`
- Phone Number \***: `334716331` (Ext: `81`)
- Are you working with a distributor or reseller? \***: `Digi-Key`
- Full Name \***: `Masahiro Fukuoka`
- Title \***: `Student`
- Address \***: `1-10-40, Higashioi`
- State/province \***: `Tokyo`
- Country \***: `Japan`
- How experienced are you with FPGAs? \***: `Novice`
- Forum User Name \***: `tmfuku`
- Subscribe to Email \***:

Annotations in Japanese:

- Blue arrows point from the text "会社名" to the "Company" field.
- Blue arrows point from "自分のメアド" to the "Email Address" field.
- Blue arrows point from "自分の名前" to the "Full Name" field.
- Blue arrows point from "hobbyistと入れる" to the "Title" field.
- Blue arrows point from "フォーラムに表示される名前" to the "Forum User Name" field.

フォーラムに表示される名前

# パスワードの設定

The screenshot shows the Efinix account creation page. The browser address bar shows `www.efinixinc.com/support/account.php?do=create`. The page features the EFINIX logo and a navigation menu with items like Hardware, Software, Solutions, Technology, About Us, Newsroom, and Support. A search bar contains the text "tmfuku".

Below the search bar, there is a "How can we help you?" section with an empty text input field. To the right, there is a "Subscribe to Email" section with a text area containing the text: "From time to time we may send email about new Efinity software releases or other product communications. Indicate whether you would like to receive this email. We will not spam you constantly, just occasionally." Below this is a dropdown menu with the text "— Select —".

The "Preferences" section includes a "Time Zone:" dropdown menu set to "Asia / Tokyo" and an "Auto Detect" button.

The "Access Credentials" section contains two password input fields. The first is labeled "Create a Password:" and the second is labeled "Confirm New Password:". Below these fields is a checkbox with the text "I agree to Efinix's [privacy policy](#) and [terms of use](#)".

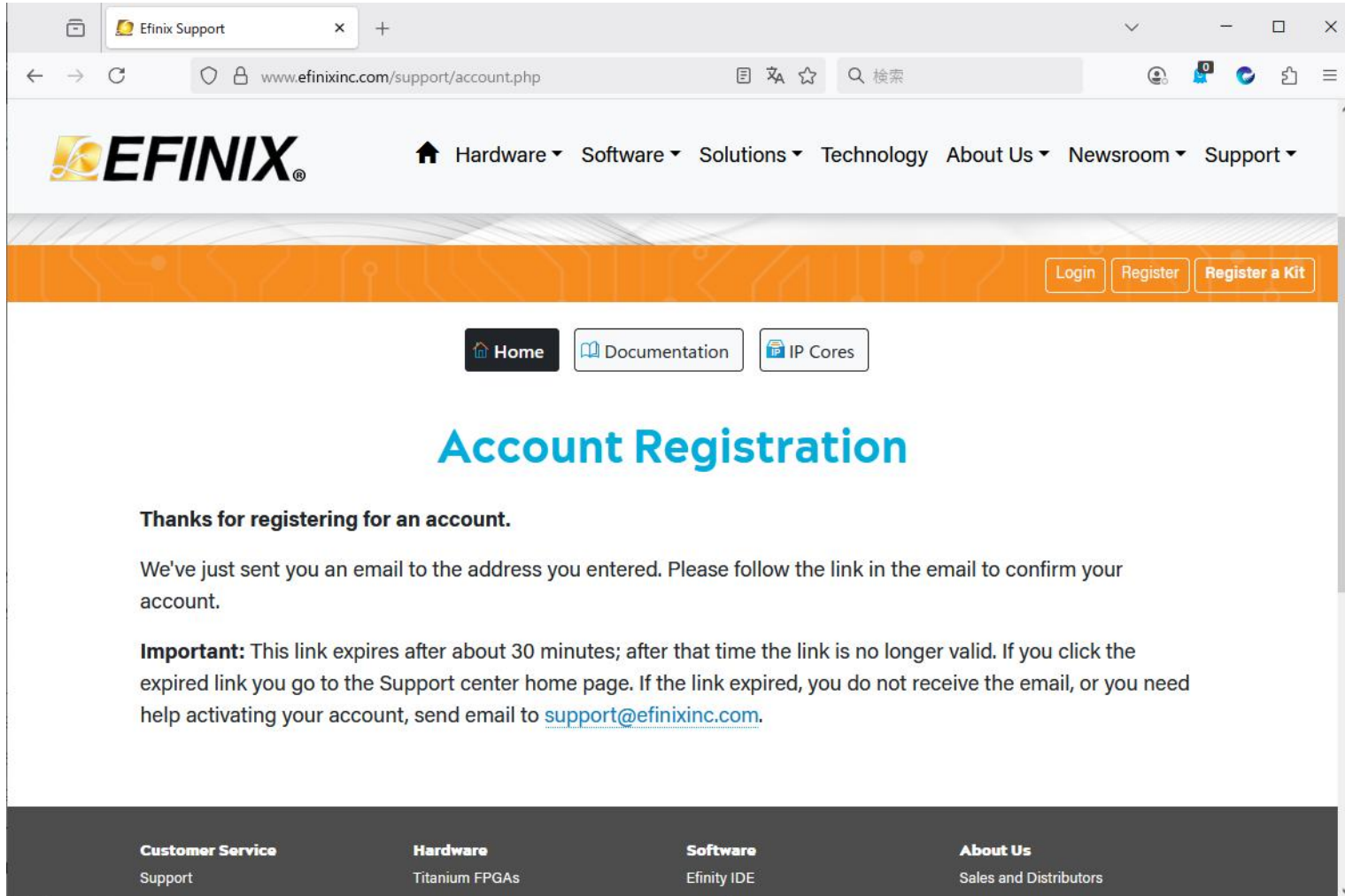
At the bottom of the form are two buttons: "Register" and "Cancel".

Annotations in Japanese are present:

- A blue arrow points to the "Create a Password:" field with the text "パスワードいれる".
- A blue arrow points to the "Confirm New Password:" field with the text "パスワードの確認".
- A blue arrow points to the checkbox with the text "チェックいれる".
- A blue arrow points to the "Register" button with the text "最後にここをクリック".

The footer of the page contains links for "Customer Service", "Hardware", "Software", and "About Us".

# アカウント登録の確認



The screenshot shows a web browser window with the address bar displaying [www.efinixinc.com/support/account.php](http://www.efinixinc.com/support/account.php). The page features the EFINIX logo and a navigation menu with items: Home, Hardware, Software, Solutions, Technology, About Us, Newsroom, and Support. Below the navigation is an orange banner with buttons for Login, Register, and Register a Kit. Underneath the banner are three buttons: Home, Documentation, and IP Cores. The main heading is "Account Registration" in blue. The content area contains the following text:

**Thanks for registering for an account.**

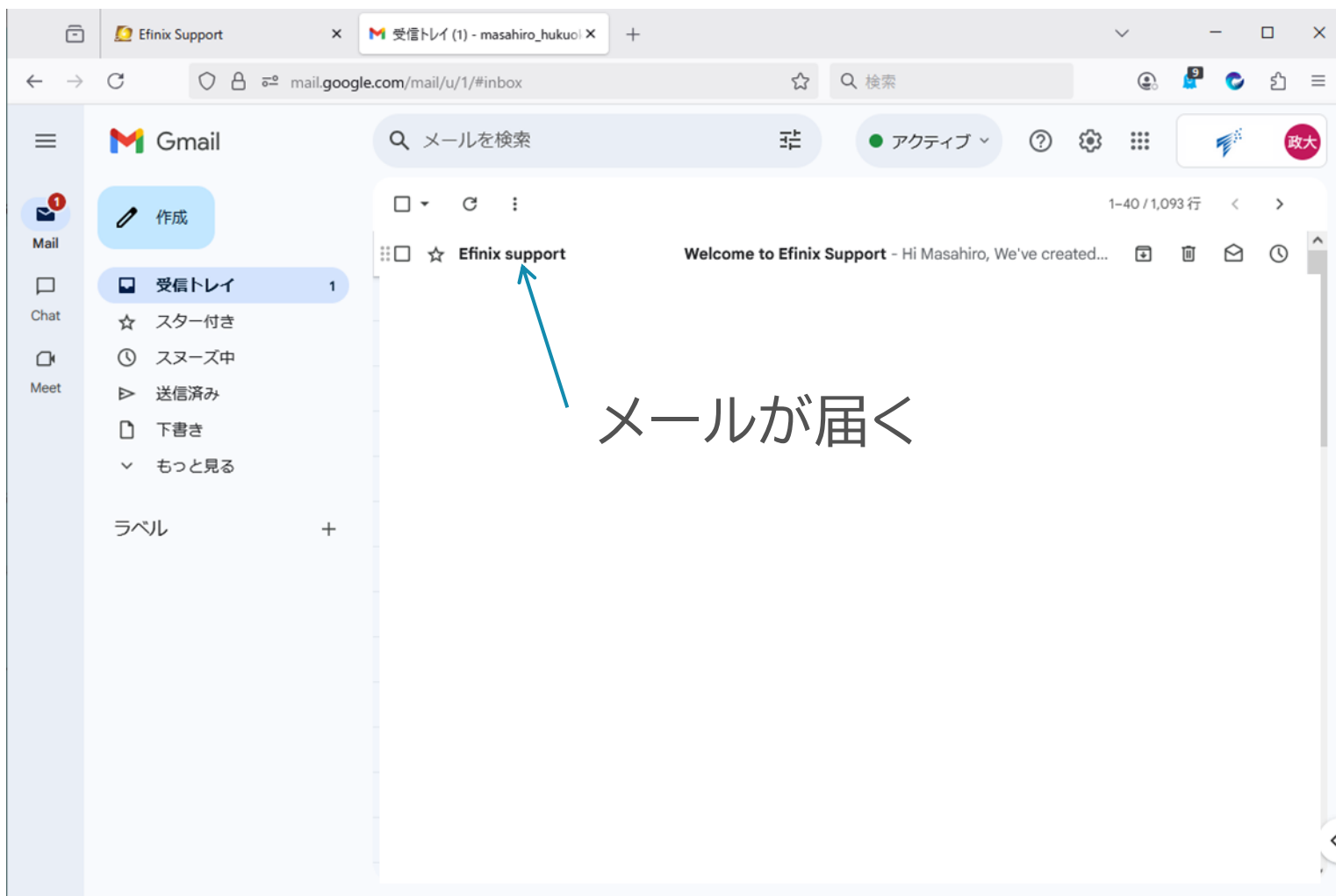
We've just sent you an email to the address you entered. Please follow the link in the email to confirm your account.

**Important:** This link expires after about 30 minutes; after that time the link is no longer valid. If you click the expired link you go to the Support center home page. If the link expired, you do not receive the email, or you need help activating your account, send email to [support@efinixinc.com](mailto:support@efinixinc.com).

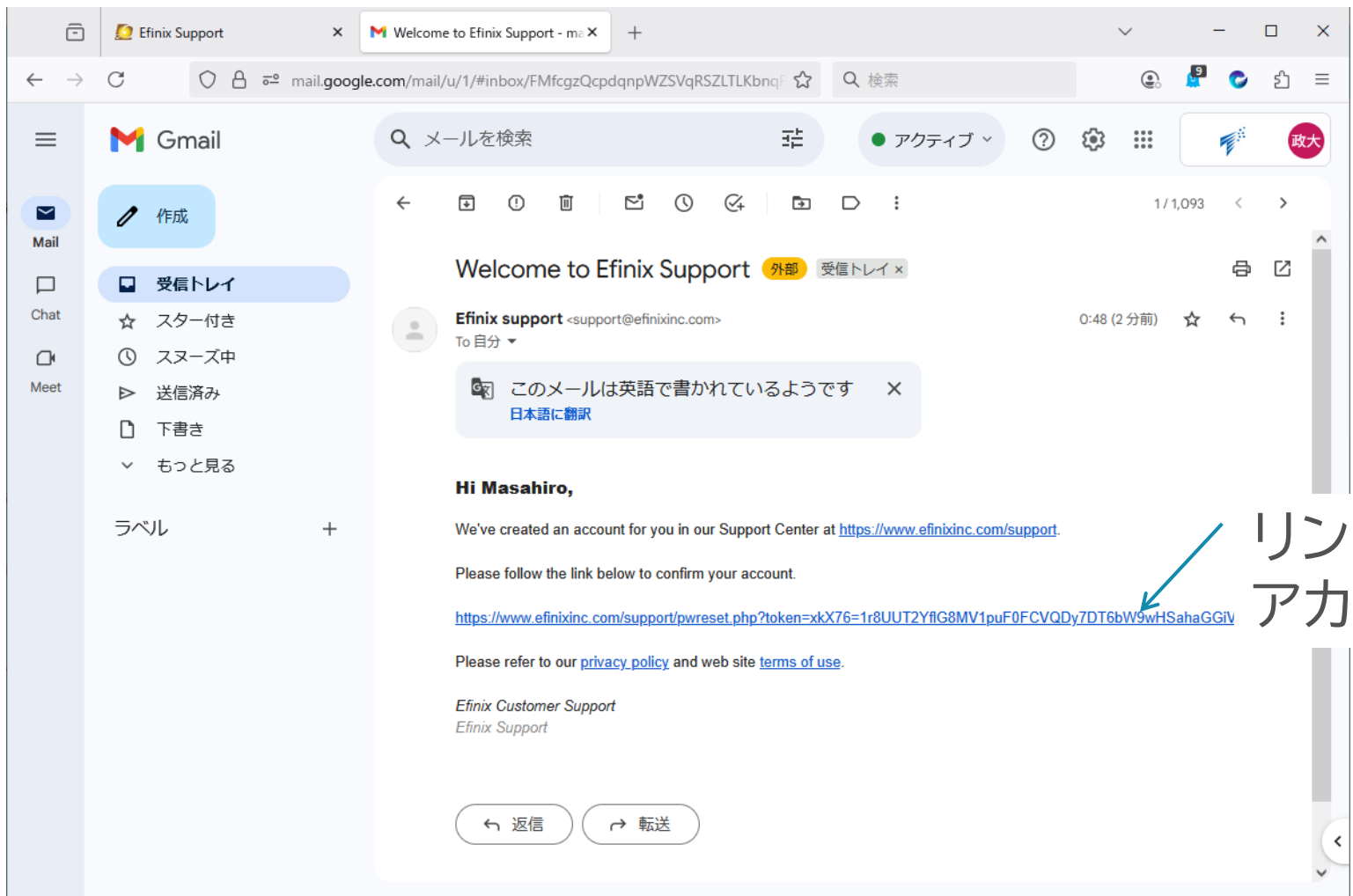
The footer contains four columns of links:

- Customer Service**  
Support
- Hardware**  
Titanium FPGAs
- Software**  
Efinity IDE
- About Us**  
Sales and Distributors

# メールが届くのを待つ

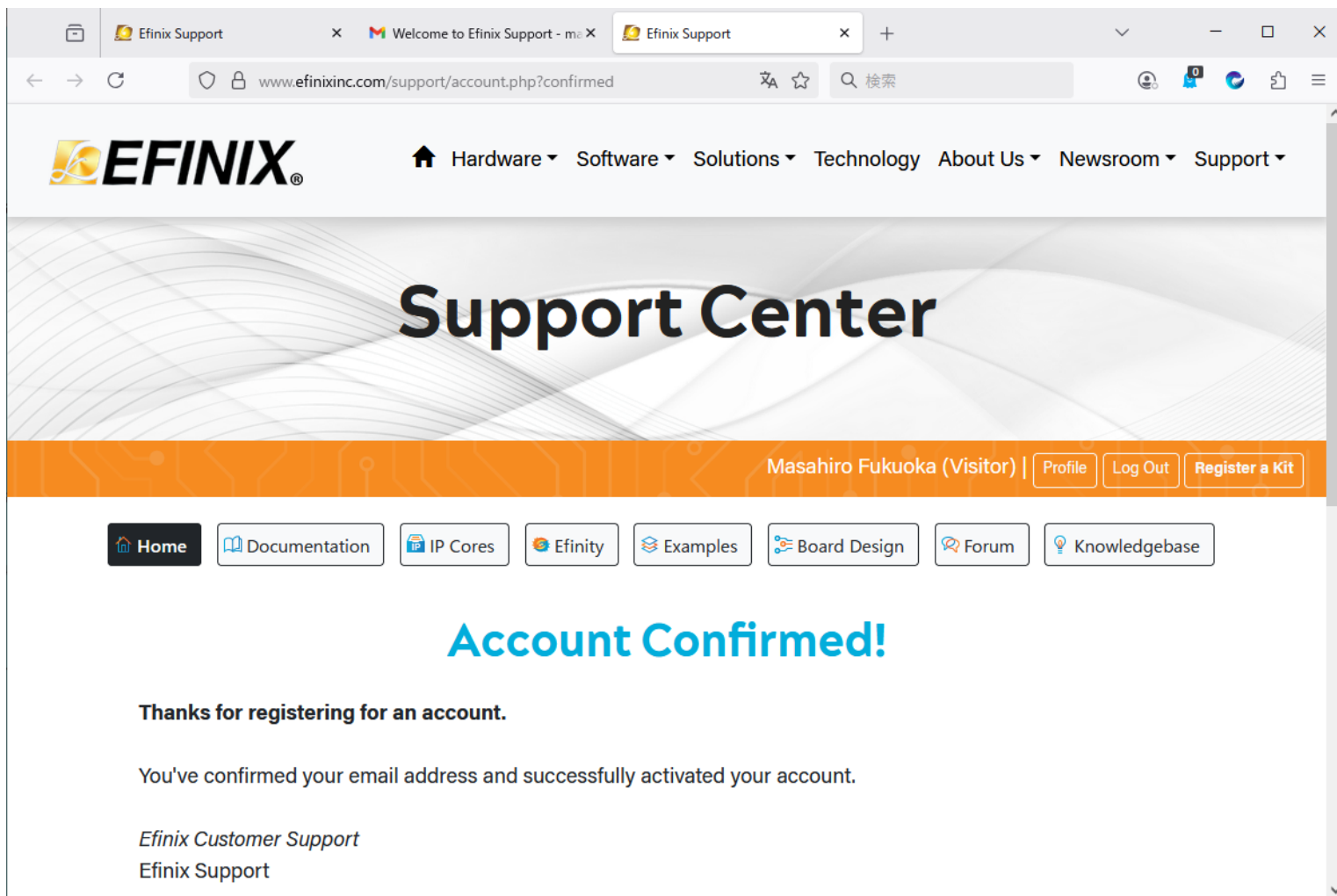


# アカウント認証のリンクをクリック



リンクをクリックして、  
アカウントを有効化

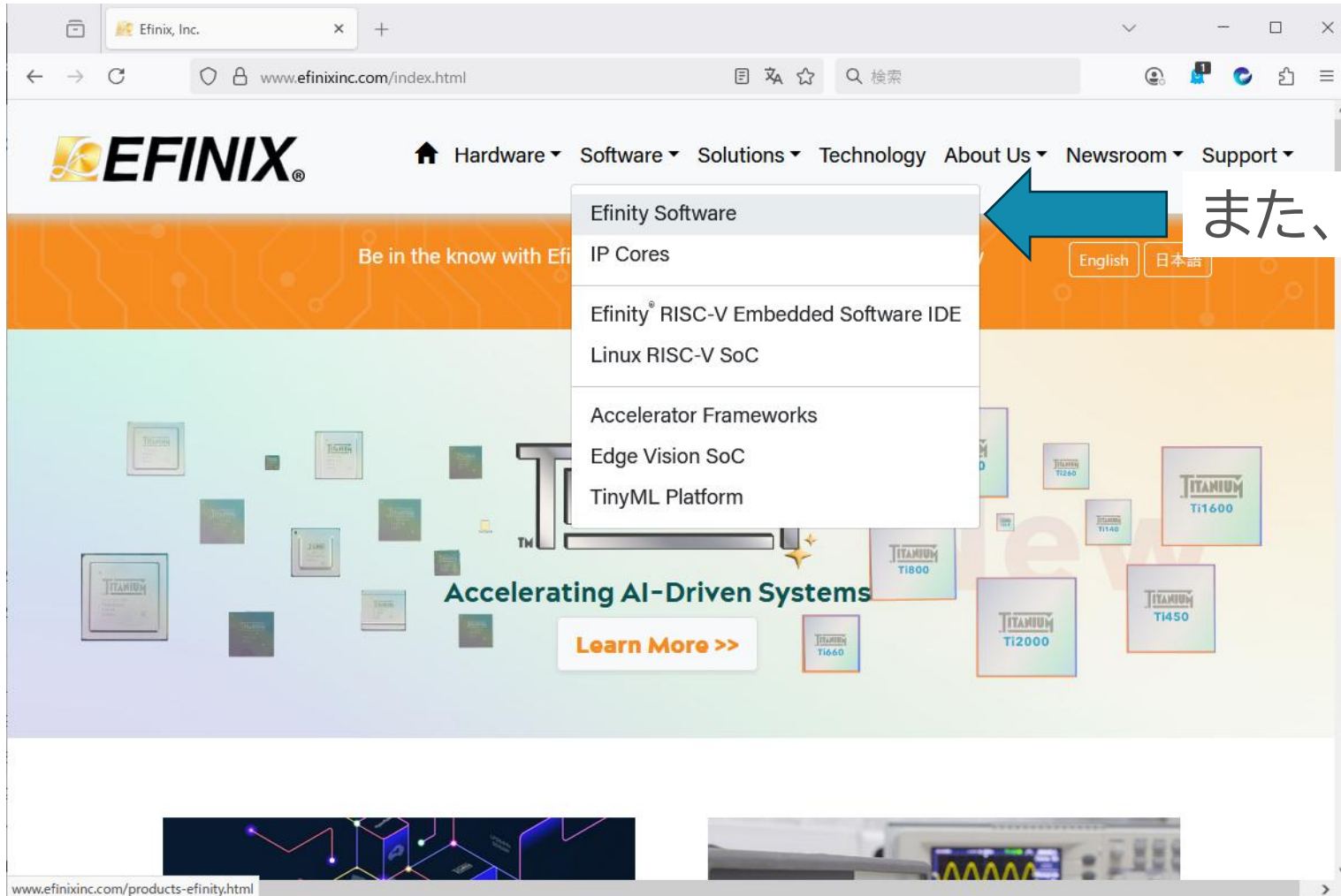
# アカウント認証の確認ページ



The screenshot shows a web browser window displaying the Efinix Support Center. The browser's address bar shows the URL `www.efinixinc.com/support/account.php?confirmed`. The page features the Efinix logo and a navigation menu with items like Hardware, Software, Solutions, Technology, About Us, Newsroom, and Support. A large banner reads "Support Center". Below this, a user profile section identifies "Masahiro Fukuoka (Visitor)" with buttons for "Profile", "Log Out", and "Register a Kit". A horizontal menu contains links for Home, Documentation, IP Cores, Efinity, Examples, Board Design, Forum, and Knowledgebase. The main content area displays a large blue heading "Account Confirmed!" followed by the text "Thanks for registering for an account." and "You've confirmed your email address and successfully activated your account." At the bottom, it says "Efinix Customer Support" and "Efinix Support".

この画面になればOK

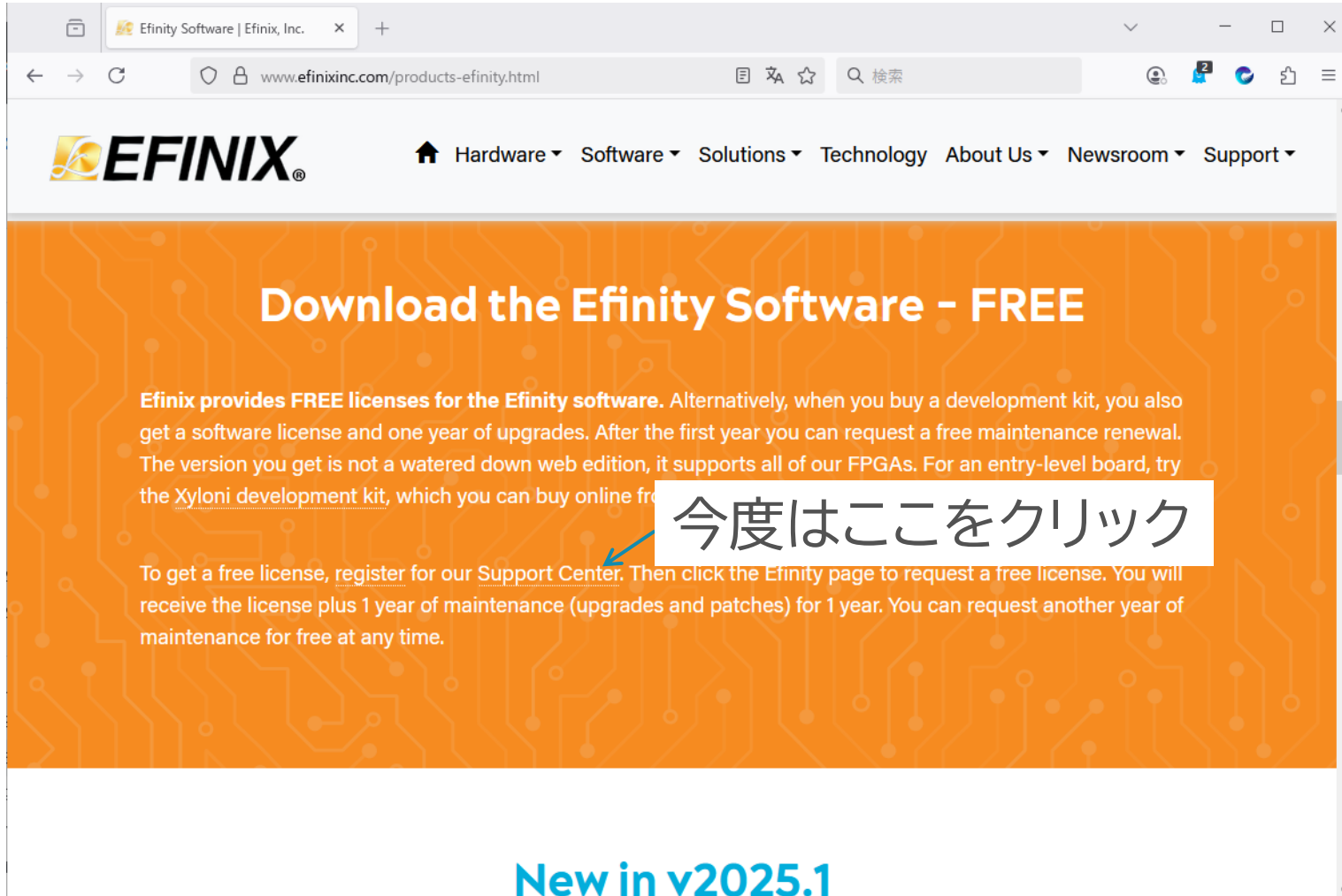
# Efinity Softwareのページに移動



また、ここをクリック

# 中腹のオレンジ帯の箇所へ移動

## 中腹のオレンジの帯の箇所へ移動



The screenshot shows a web browser window displaying the Efinix website. The browser's address bar shows the URL [www.efinixinc.com/products-efinity.html](http://www.efinixinc.com/products-efinity.html). The website header includes the Efinix logo and a navigation menu with items: Home, Hardware, Software, Solutions, Technology, About Us, Newsroom, and Support. The main content area features a large orange banner with the heading "Download the Efinity Software - FREE". Below the heading, there is a paragraph of text: "Efinix provides FREE licenses for the Efinity software. Alternatively, when you buy a development kit, you also get a software license and one year of upgrades. After the first year you can request a free maintenance renewal. The version you get is not a watered down web edition, it supports all of our FPGAs. For an entry-level board, try the [Xyloni development kit](#), which you can buy online from [Mouser Electronics](#)." A white callout box with the Japanese text "今度はこちらをクリック" (Click here this time) and a blue arrow points to the "Support Center" link in the text. At the bottom of the banner, it says "New in v2025.1".

Download the Efinity Software - FREE

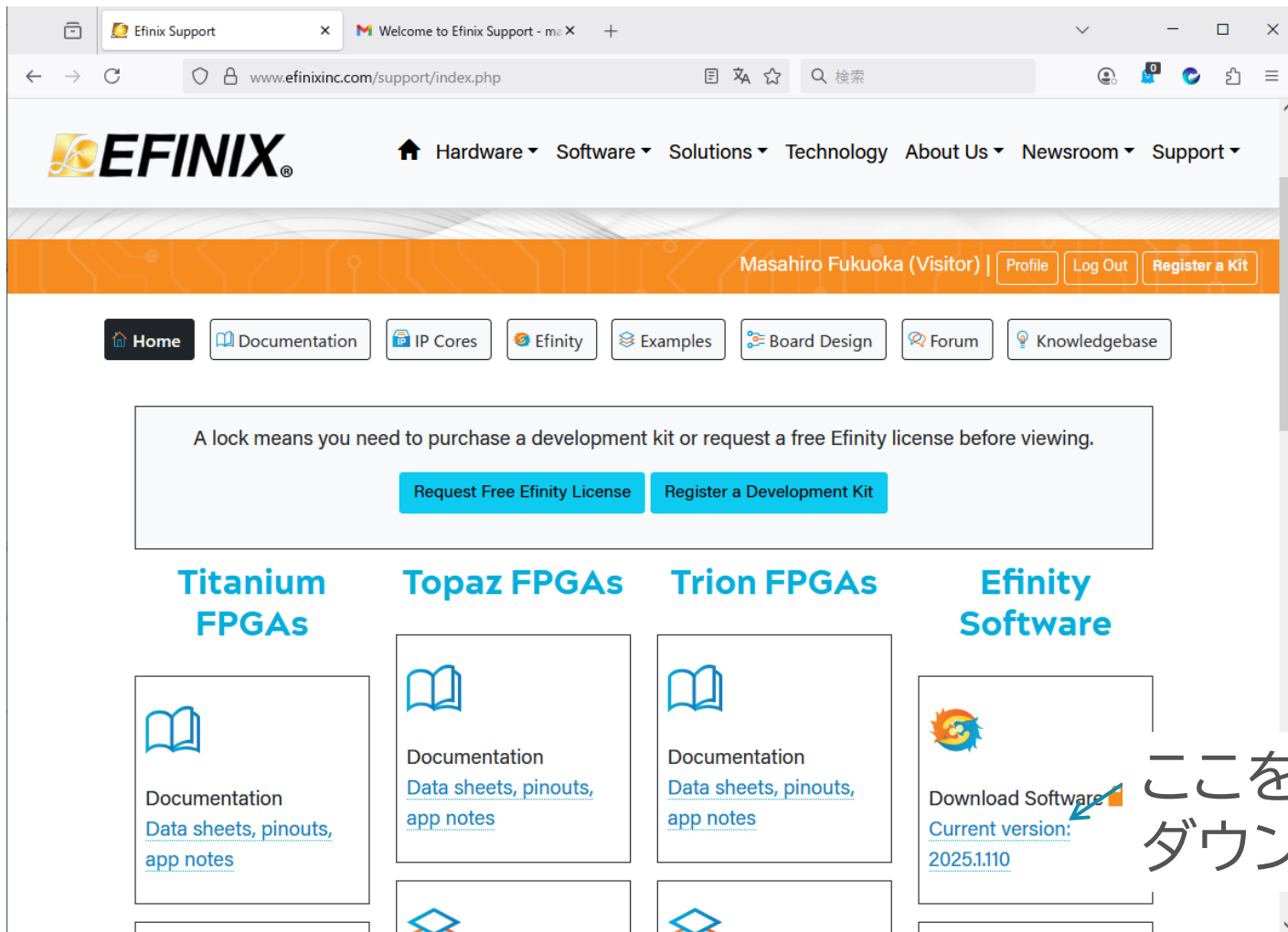
Efinix provides FREE licenses for the Efinity software. Alternatively, when you buy a development kit, you also get a software license and one year of upgrades. After the first year you can request a free maintenance renewal. The version you get is not a watered down web edition, it supports all of our FPGAs. For an entry-level board, try the [Xyloni development kit](#), which you can buy online from [Mouser Electronics](#).

To get a free license, [register for our Support Center](#). Then click the Efinity page to request a free license. You will receive the license plus 1 year of maintenance (upgrades and patches) for 1 year. You can request another year of maintenance for free at any time.

今度はこちらをクリック

New in v2025.1

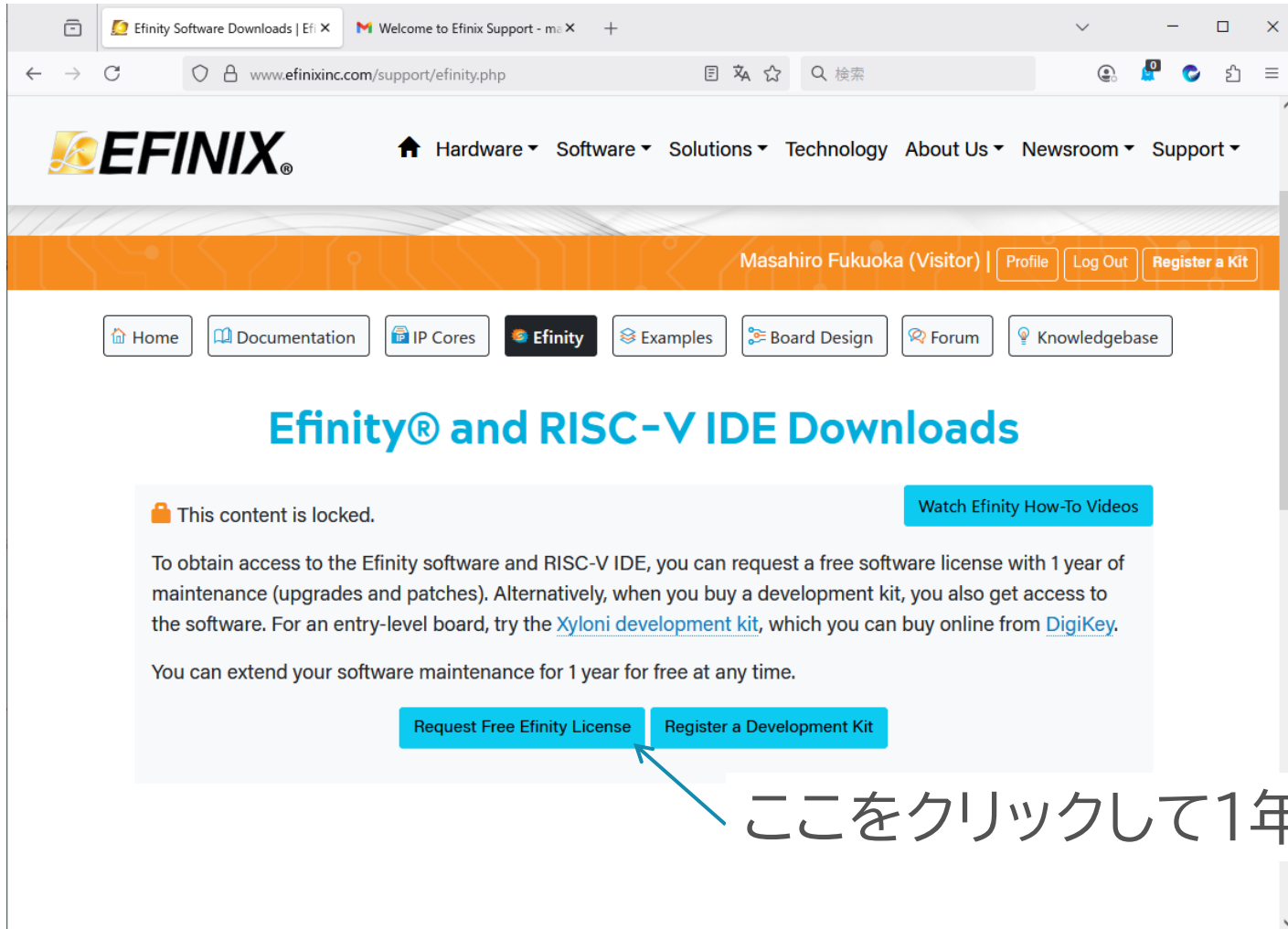
# Efinityのダウンロード



The screenshot shows the Efinity Support website interface. At the top, there is a navigation menu with links for Hardware, Software, Solutions, Technology, About Us, Newsroom, and Support. Below this, a user profile bar identifies the user as Masahiro Fukuoka (Visitor) with options for Profile, Log Out, and Register a Kit. A secondary navigation bar includes Home, Documentation, IP Cores, Efinity, Examples, Board Design, Forum, and Knowledgebase. A central message box states: "A lock means you need to purchase a development kit or request a free Efinity license before viewing." with buttons for "Request Free Efinity License" and "Register a Development Kit". Below this, four main content areas are visible: Titanium FPGAs, Topaz FPGAs, Trion FPGAs, and Efinity Software. Each area contains a "Documentation" link with sub-links for "Data sheets, pinouts, app notes". The Efinity Software section includes a "Download Software" link with a sub-link for "Current version: 2025.1.110".

ここをクリックして開発ツールをダウンロード

# 1年間のフリーライセンスのリクエスト



The screenshot shows the Efinix website's support page for Efinity software. The page is titled "Efinity® and RISC-V IDE Downloads". A message states "This content is locked." and provides instructions on how to obtain access to the software and RISC-V IDE, including requesting a free software license with 1 year of maintenance. A blue arrow points to the "Request Free Efinity License" button.


EFINIX®

Hardware Software Solutions Technology About Us Newsroom Support

Masahiro Fukuoka (Visitor) | Profile Log Out Register a Kit

Home Documentation IP Cores Efinity Examples Board Design Forum Knowledgebase

## Efinity® and RISC-V IDE Downloads

 This content is locked. [Watch Efinity How-To Videos](#)

To obtain access to the Efinity software and RISC-V IDE, you can request a free software license with 1 year of maintenance (upgrades and patches). Alternatively, when you buy a development kit, you also get access to the software. For an entry-level board, try the [Xyloni development kit](#), which you can buy online from [DigiKey](#).

You can extend your software maintenance for 1 year for free at any time.

[Request Free Efinity License](#) [Register a Development Kit](#)

ここをクリックして1年間のフリーライセンスをリクエスト

# ユーザ情報の入力

The screenshot shows a web browser window with the URL `www.efinixinc.com/support/profile-swreg.php`. The page features the EFINIX logo and a navigation menu with items like Hardware, Software, Solutions, Technology, About Us, Newsroom, and Support. Below the navigation is a warning message: "If you provide an invalid name or address, we will disable your account. Please be assured that we will not spam you or sell your information." The main content is titled "User Contact Information" and contains two columns of form fields. The left column includes fields for Email Address (filled with `masahiro_hukuoka@g.metro-cit.ac.jp`), Company (filled with `Tokyo Mtropolitan College of Industrial Technology`), Company web site (filled with `https://www.metro-cit.ac.jp/`), City (filled with `Shinagawa-ku`), Postal code (filled with `140-0011`), Phone Number (filled with `334716331` and Ext: `81`), and a dropdown for "Are you working with a distributor or reseller?" (selected as `Digi-Key`). The right column includes fields for Full Name (filled with `Masahiro Fukuoka`), Title (filled with `Student`), Address (filled with `1-10-40, Higashioi`), State/province (filled with `Tokyo`), Country (filled with `Japan`), a dropdown for "How experienced are you with FPGAs?" (selected as `Novice`), a text field for "Forum User Name" (filled with `tmfuku`), and a checkbox for "Subscribe to Email". At the bottom left, there is a text input field labeled "How can we help you?".

valid name or address, we will disable your account. Please be assured that we will not spam you or sell your information.

## User Contact Information

**Email Address \***

**Company \***

Company web site

**City \***

**Postal code \***

**Phone Number \***  
 Ext:

**Are you working with a distributor or reseller? \***

**Full Name \***

**Title \***

**Address \***

**State/province \***

**Country \***

**How experienced are you with FPGAs? \***

**Forum User Name \***  
Please enter the username you would like to display on our forum.  
You can choose letters and numbers with 40 characters maximum.

**Subscribe to Email \***  
From time to time we may send email about new Efinity software releases or other product communications.

How can we help you?

変更がなければそのままOK

# なんか色々入力

The screenshot shows a web browser window displaying the Efinix Support registration page. The browser tabs include 'Efinix Support', 'Welcome to Efinix Support - m...', and '東京都立産業技術高等専門学校'. The address bar shows 'www.efinixinc.com/support/profile-swreg.php'. The page features the Efinix logo and a navigation menu with items like Hardware, Software, Solutions, Technology, About Us, Newsroom, and Support. The registration form includes fields for Phone Number (334716331, Ext: 81), a dropdown for 'Are you working with a distributor or reseller?' (Digi-Key), a text field for 'How can we help you?', a dropdown for 'How experienced are you with FPGAs?' (Novice), a text field for 'Forum User Name', and a dropdown for 'Subscribe to email' (No). A red error message 'Subscribe to email is a required field' is visible below the email dropdown. An orange button labeled 'Request Efinity License' is located at the bottom left. The footer contains a 'Customer Service' section with links to Support, Terms of Sales, Software License Agreement, and Follow Us, and a grid of product categories including Titanium FPGAs, Topaz FPGAs, Trion FPGAs, Kits and Cards, Efinity IDE, Efinity RISC-V Embedded Software IDE, Linux RISC-V SoC, IP Cores, Sales and Distributors, Partners, Contact Us, Company Overview, and Careers.

部品買ったところを選ぶ

ここをクリック

販促とかアップデのメールを受信したかったら、Yesにする。

# リクエスト完了の確認

The screenshot shows a web browser window with the URL `www.efinixinc.com/support/profile-swreg.php`. The page features the EFINIX logo and a navigation menu with items like Hardware, Software, Solutions, Technology, About Us, Newsroom, and Support. The main heading is "Support Center" with the instruction "ここをクリックする" (Click here) pointing to a button. Below this is a user profile bar for "Masahiro Fukuoka (Bronze Level)" with buttons for Profile, Log Out, and Register a Kit. A navigation bar contains buttons for Home, Documentation, IP Cores, Efinity, Examples, Board Design, Forum, and Knowledgebase. The main content area displays a blue confirmation message: "Software License Request Successful". Below the message is a thank-you note: "Thank you for requesting a new software license with one year of maintenance. You can now use software and other materials from our web site as well as participate in our forum." A blue arrow points from the word "Successful" in the message to the Japanese text "SuccessfulになったらOK" on the right.

SuccessfulになったらOK

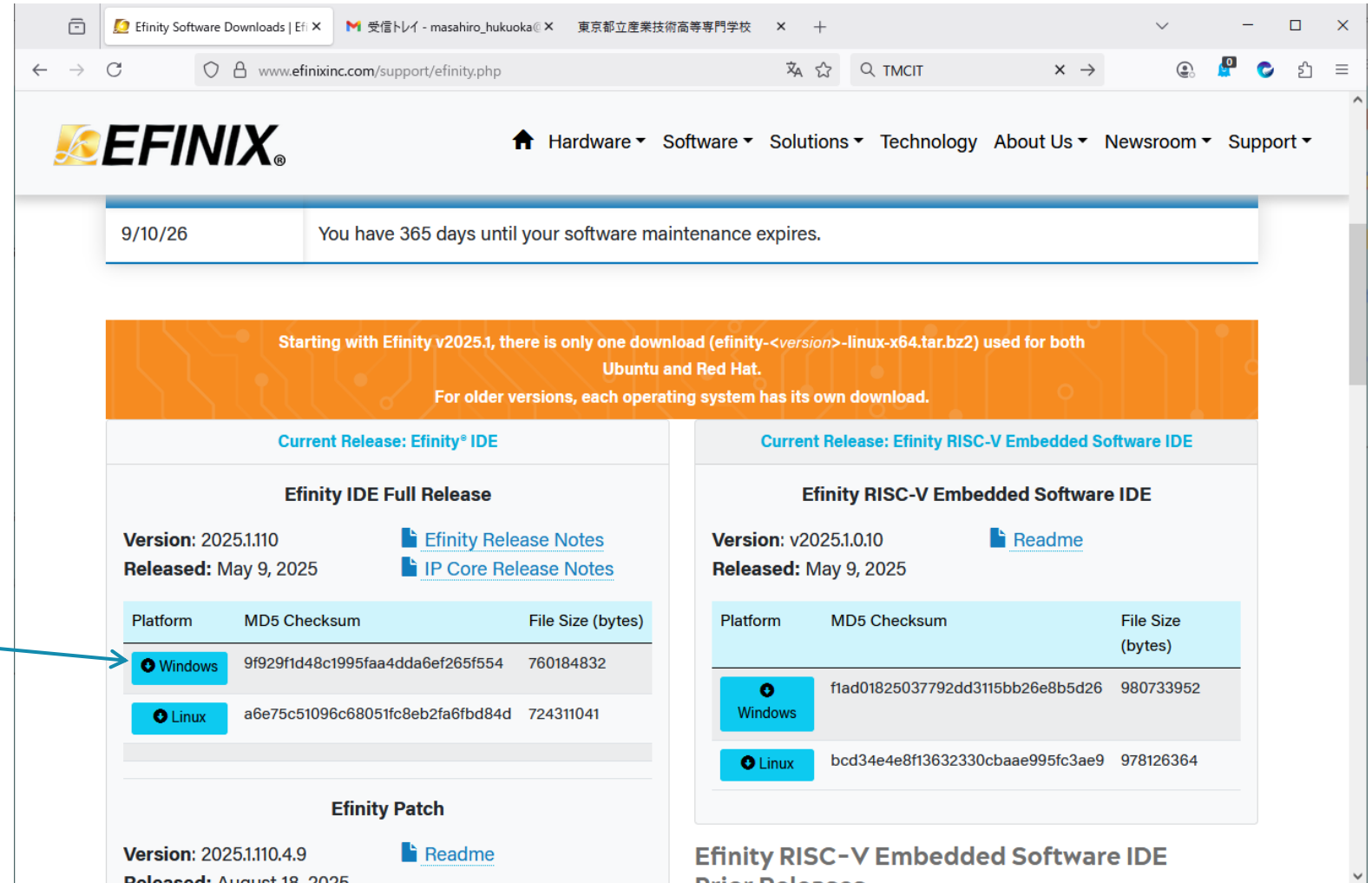
# Efinityのダウンロード

The screenshot shows the Efinity support website interface. The browser address bar displays [www.efinixinc.com/support/index.php](http://www.efinixinc.com/support/index.php). The navigation menu includes Home, Documentation, IP Cores, Efinity, Examples, Board Design, Forum, and Knowledgebase. The user is logged in as Masahiro Fukuoka (Bronze Level). The main content area is divided into four columns: Titanium FPGAs, Topaz FPGAs, Trion FPGAs, and Efinity Software. The Efinity Software column contains a 'Download Software' link with the current version '2025.1.110' listed below it. A blue arrow points to this version number.

ここをクリックしてダウンロード

# Windows版のソフトウェアをダウンロード

Windowsをクリック



The screenshot shows the Efinity Software Downloads page. The main content is divided into two columns. The left column is for 'Efinity IDE Full Release' and the right column is for 'Efinity RISC-V Embedded Software IDE'. Both columns have a table of download links for Windows and Linux. An arrow points from the text 'Windowsをクリック' to the 'Windows' button in the 'Efinity IDE Full Release' table.

**Current Release: Efinity® IDE**

**Efinity IDE Full Release**

Version: 2025.1.110 [Efinity Release Notes](#)  
Released: May 9, 2025 [IP Core Release Notes](#)

Platform	MD5 Checksum	File Size (bytes)
Windows	9f929fd48c1995faa4dda6ef265f554	760184832
Linux	a6e75c51096c68051fc8eb2fa6fbd84d	724311041

**Current Release: Efinity RISC-V Embedded Software IDE**

**Efinity RISC-V Embedded Software IDE**

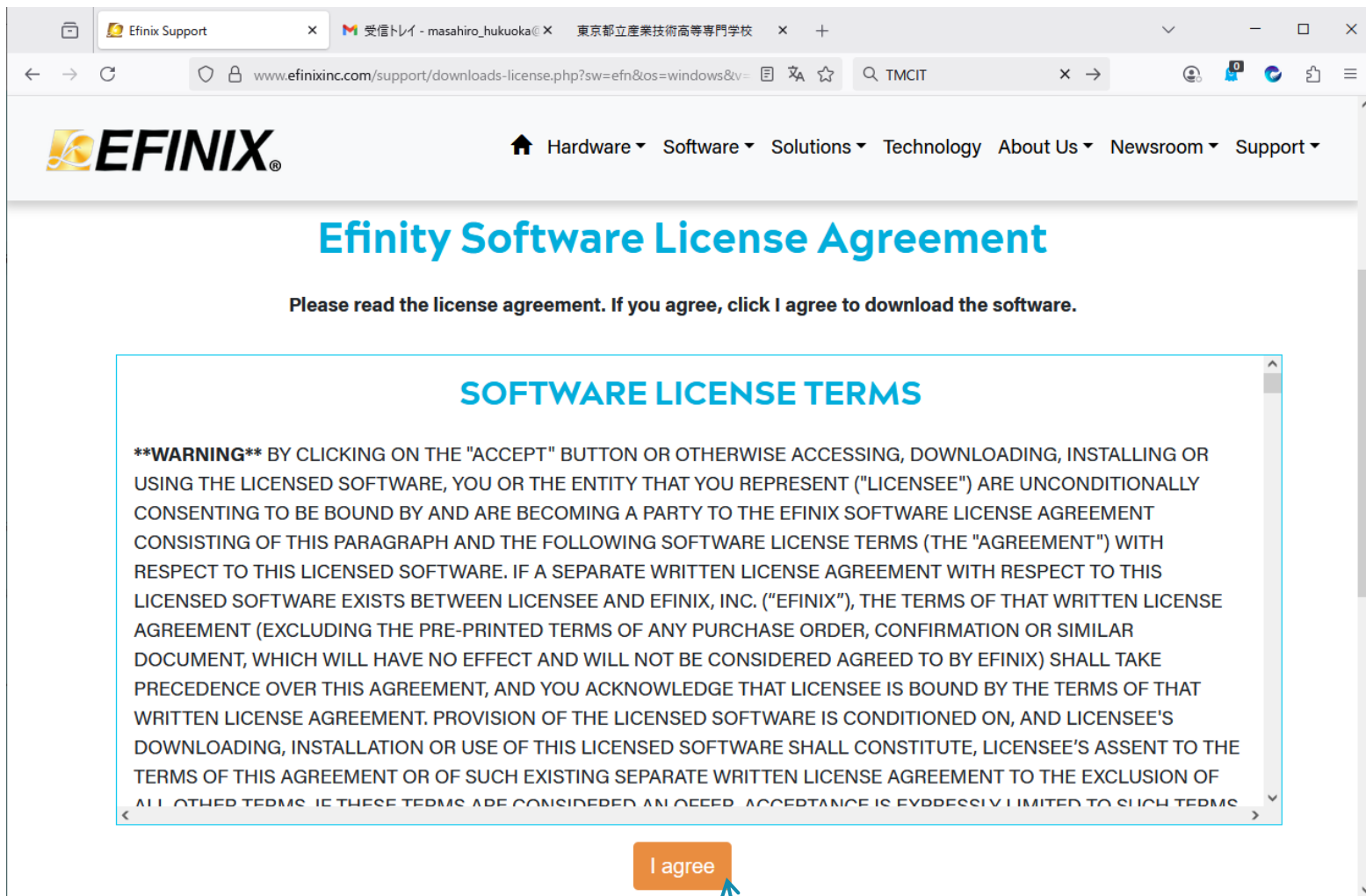
Version: v2025.1.0.10 [Readme](#)  
Released: May 9, 2025

Platform	MD5 Checksum	File Size (bytes)
Windows	f1ad01825037792dd3115bb26e8b5d26	980733952
Linux	bcd34e4e8f13632330cbaae995fc3ae9	978126364

**Efinity Patch**

Version: 2025.1.110.4.9 [Readme](#)  
Released: August 18, 2025

# ライセンスをよく読んで納得したらダウンロード



EFINIX®

Home Hardware Software Solutions Technology About Us Newsroom Support

## Efinity Software License Agreement

Please read the license agreement. If you agree, click I agree to download the software.

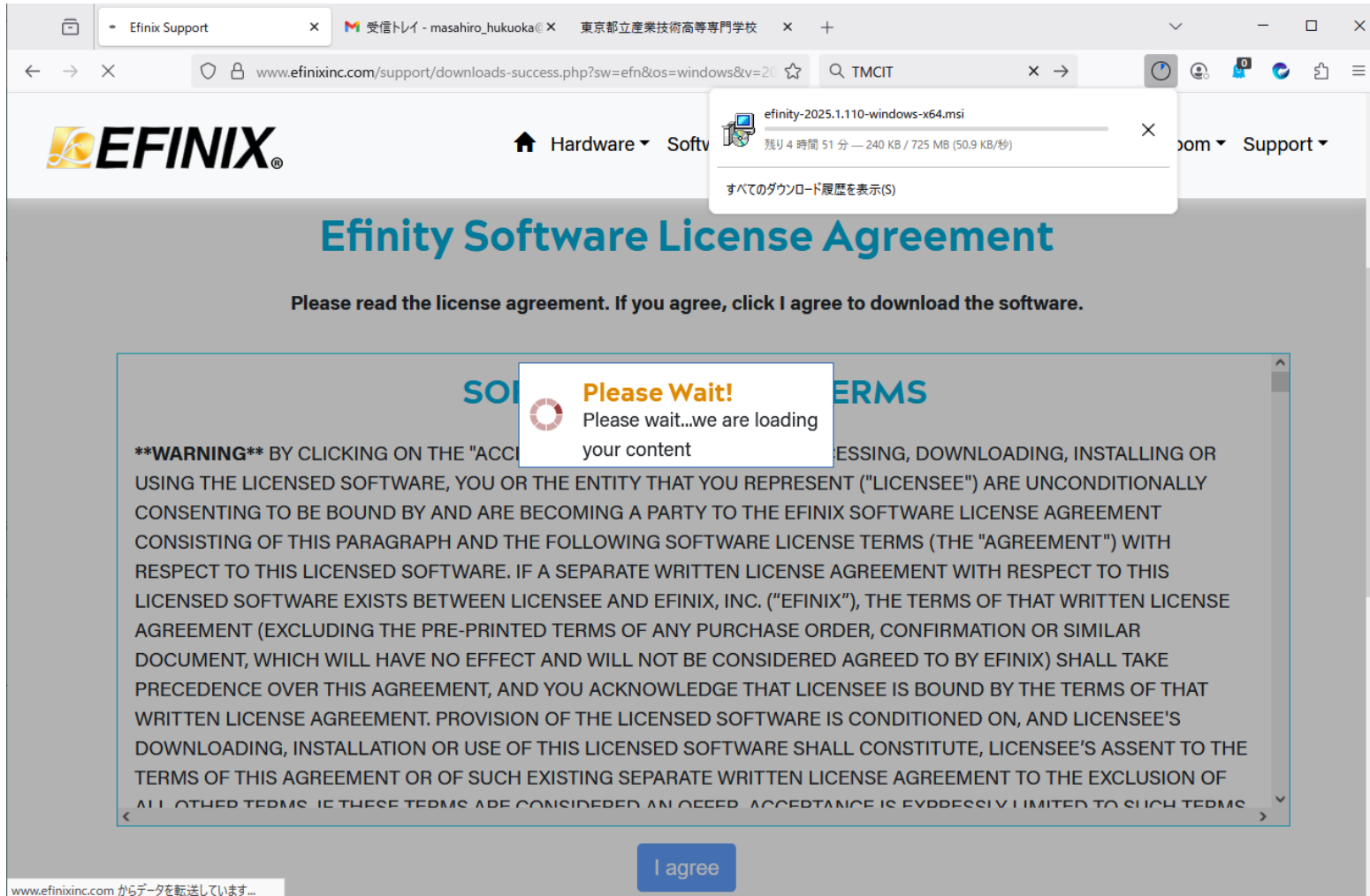
### SOFTWARE LICENSE TERMS

**\*\*WARNING\*\*** BY CLICKING ON THE "ACCEPT" BUTTON OR OTHERWISE ACCESSING, DOWNLOADING, INSTALLING OR USING THE LICENSED SOFTWARE, YOU OR THE ENTITY THAT YOU REPRESENT ("LICENSEE") ARE UNCONDITIONALLY CONSENTING TO BE BOUND BY AND ARE BECOMING A PARTY TO THE EFINIX SOFTWARE LICENSE AGREEMENT CONSISTING OF THIS PARAGRAPH AND THE FOLLOWING SOFTWARE LICENSE TERMS (THE "AGREEMENT") WITH RESPECT TO THIS LICENSED SOFTWARE. IF A SEPARATE WRITTEN LICENSE AGREEMENT WITH RESPECT TO THIS LICENSED SOFTWARE EXISTS BETWEEN LICENSEE AND EFINIX, INC. ("EFINIX"), THE TERMS OF THAT WRITTEN LICENSE AGREEMENT (EXCLUDING THE PRE-PRINTED TERMS OF ANY PURCHASE ORDER, CONFIRMATION OR SIMILAR DOCUMENT, WHICH WILL HAVE NO EFFECT AND WILL NOT BE CONSIDERED AGREED TO BY EFINIX) SHALL TAKE PRECEDENCE OVER THIS AGREEMENT, AND YOU ACKNOWLEDGE THAT LICENSEE IS BOUND BY THE TERMS OF THAT WRITTEN LICENSE AGREEMENT. PROVISION OF THE LICENSED SOFTWARE IS CONDITIONED ON, AND LICENSEE'S DOWNLOADING, INSTALLATION OR USE OF THIS LICENSED SOFTWARE SHALL CONSTITUTE, LICENSEE'S ASSENT TO THE TERMS OF THIS AGREEMENT OR OF SUCH EXISTING SEPARATE WRITTEN LICENSE AGREEMENT TO THE EXCLUSION OF ALL OTHER TERMS. IF THESE TERMS ARE CONSIDERED AN OFFER, ACCEPTANCE IS EXPRESSLY LIMITED TO SUCH TERMS.

I agree

読んで納得したらクリック

# 725MBあるのでダウンロードを待つ



efinity-2025.1.110-windows-x64.msi  
残り 4 時間 51 分 — 240 KB / 725 MB (50.9 KB/秒)

すべてのダウンロード履歴を表示(S)

## Efinity Software License Agreement

Please read the license agreement. If you agree, click I agree to download the software.

**SOFT** **ERMS**

**\*\*WARNING\*\*** BY CLICKING ON THE "ACCEPT" BUTTON, YOU ARE ACCEPTING, PROCESSING, DOWNLOADING, INSTALLING OR USING THE LICENSED SOFTWARE, YOU OR THE ENTITY THAT YOU REPRESENT ("LICENSEE") ARE UNCONDITIONALLY CONSENTING TO BE BOUND BY AND ARE BECOMING A PARTY TO THE EFINIX SOFTWARE LICENSE AGREEMENT CONSISTING OF THIS PARAGRAPH AND THE FOLLOWING SOFTWARE LICENSE TERMS (THE "AGREEMENT") WITH RESPECT TO THIS LICENSED SOFTWARE. IF A SEPARATE WRITTEN LICENSE AGREEMENT WITH RESPECT TO THIS LICENSED SOFTWARE EXISTS BETWEEN LICENSEE AND EFINIX, INC. ("EFINIX"), THE TERMS OF THAT WRITTEN LICENSE AGREEMENT (EXCLUDING THE PRE-PRINTED TERMS OF ANY PURCHASE ORDER, CONFIRMATION OR SIMILAR DOCUMENT, WHICH WILL HAVE NO EFFECT AND WILL NOT BE CONSIDERED AGREED TO BY EFINIX) SHALL TAKE PRECEDENCE OVER THIS AGREEMENT, AND YOU ACKNOWLEDGE THAT LICENSEE IS BOUND BY THE TERMS OF THAT WRITTEN LICENSE AGREEMENT. PROVISION OF THE LICENSED SOFTWARE IS CONDITIONED ON, AND LICENSEE'S DOWNLOADING, INSTALLATION OR USE OF THIS LICENSED SOFTWARE SHALL CONSTITUTE, LICENSEE'S ASSENT TO THE TERMS OF THIS AGREEMENT OR OF SUCH EXISTING SEPARATE WRITTEN LICENSE AGREEMENT TO THE EXCLUSION OF ALL OTHER TERMS. IF THESE TERMS ARE CONSIDERED AN OFFER, ACCEPTANCE IS EXPRESSLY LIMITED TO SUCH TERMS.

I agree

www.efinixinc.com からデータを転送しています...

efinity-2025.1.110-windows-x64.msi  
残り 23 分 — 16.8 / 725 MB (540 KB/秒)  
すべてのダウンロード履歴を表示(S)

# Support Center

Masahiro Fukuoka (Bronze Level) Profile Log Out Register a Kit

Home Documentation IP Cores Efinity Examples Board Design Forum Knowledgebase

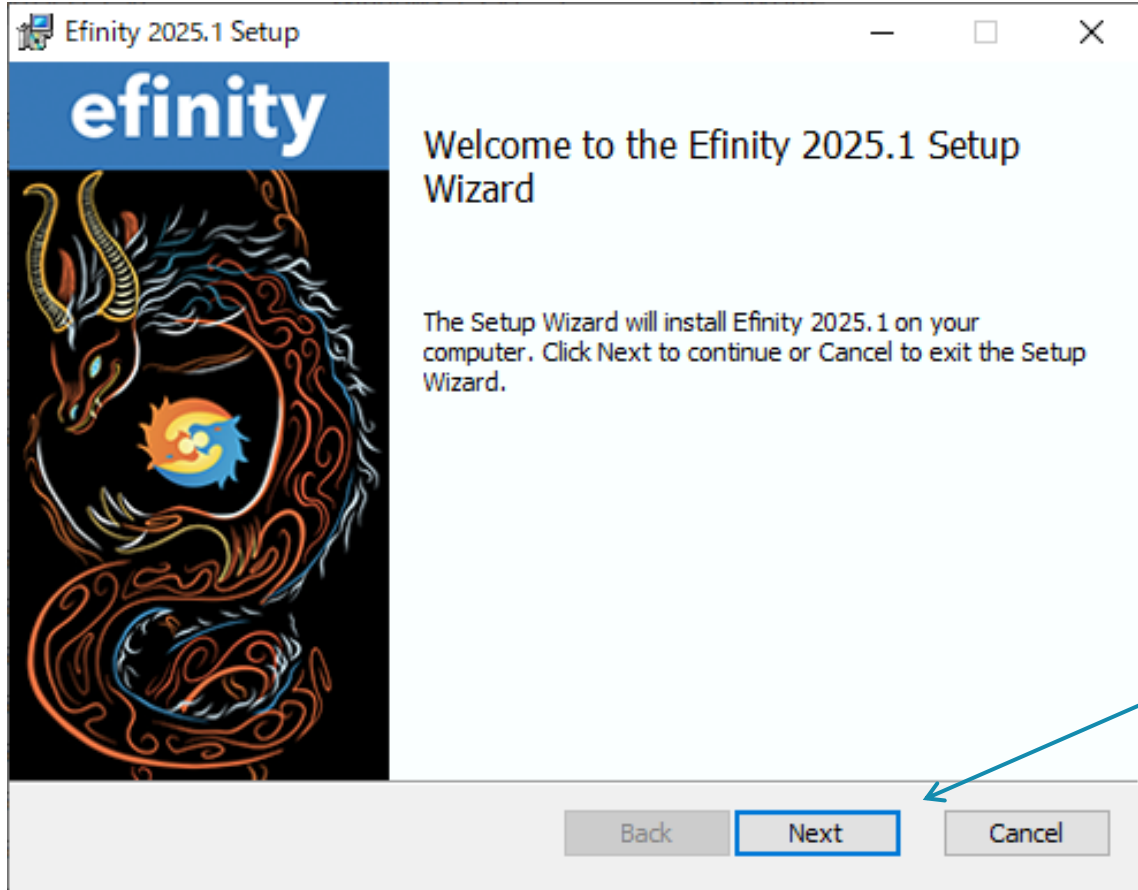
## Efinity Software Download

Your software (efinity-2025.1.110-windows-x64.msi) should have begun downloading.

725MBあるので、のんびり待とう

# Efinityのインストール

ダウンロードしたインストーラを起動する。



Nextをクリック

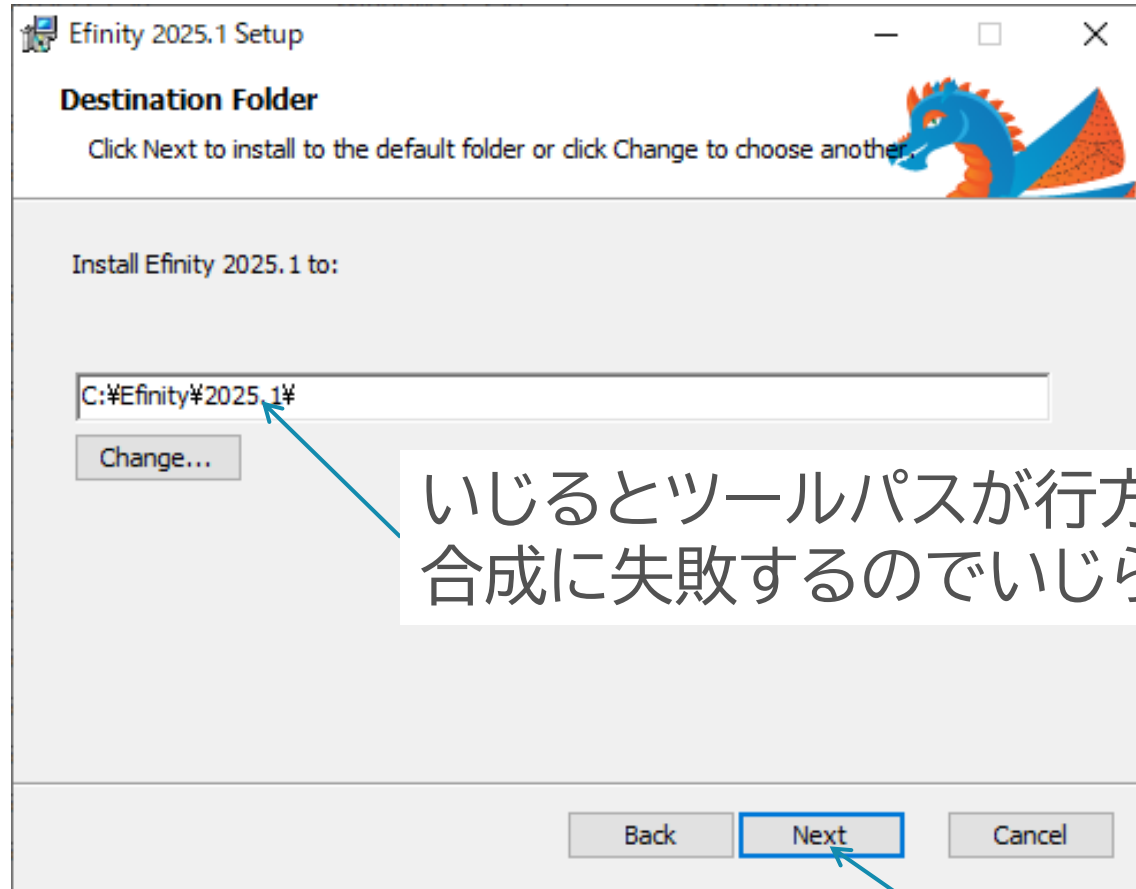
# ライセンス確認



納得したらチェック

Nextをクリック

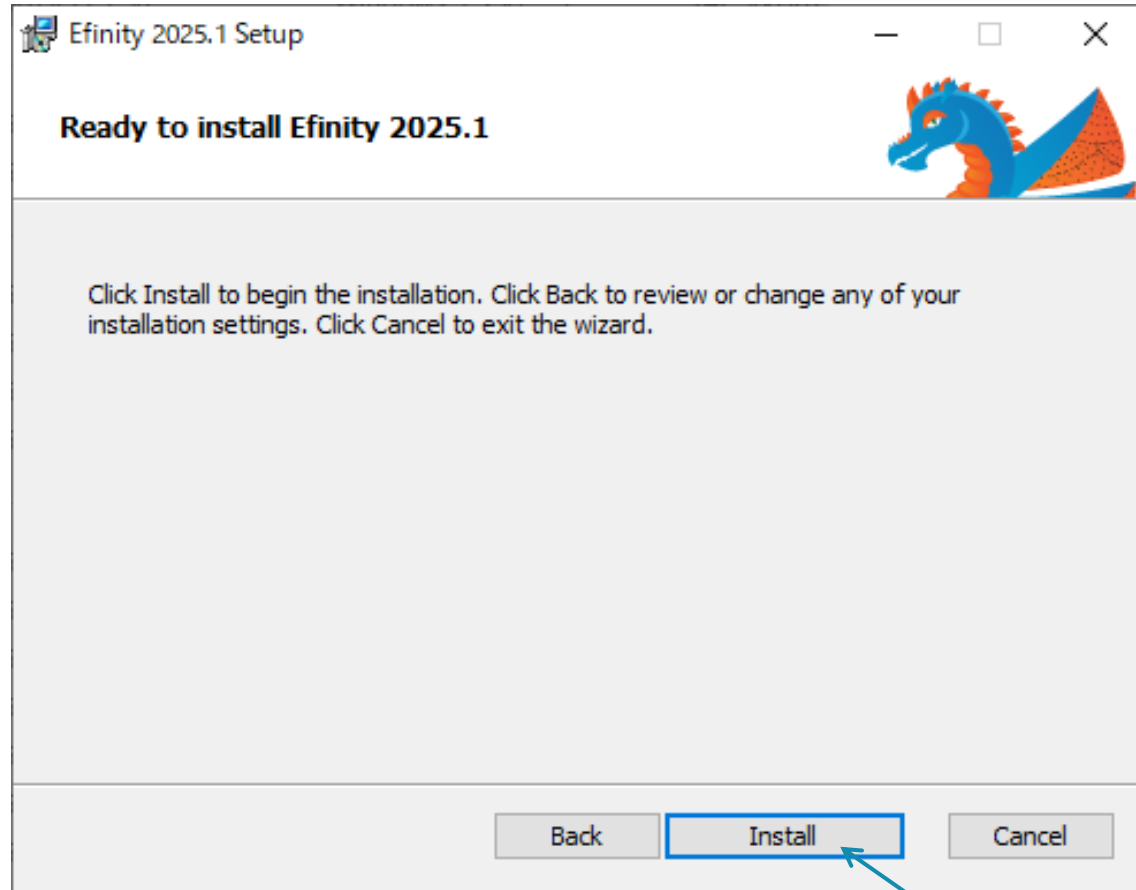
# インストールパスの選択(いじらない)



いじるとツールパスが行方不明になって  
合成に失敗するのでいじらない

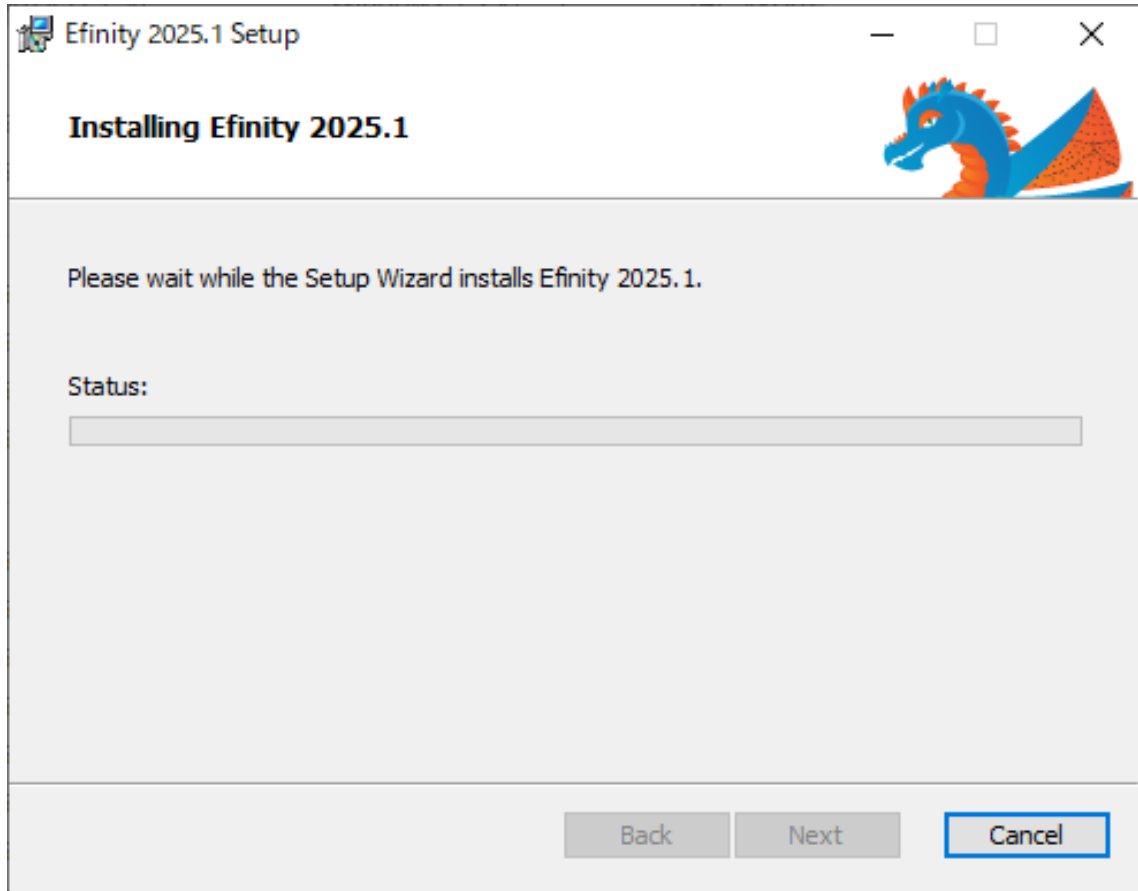
Nextをクリック

# インストールの最終確認



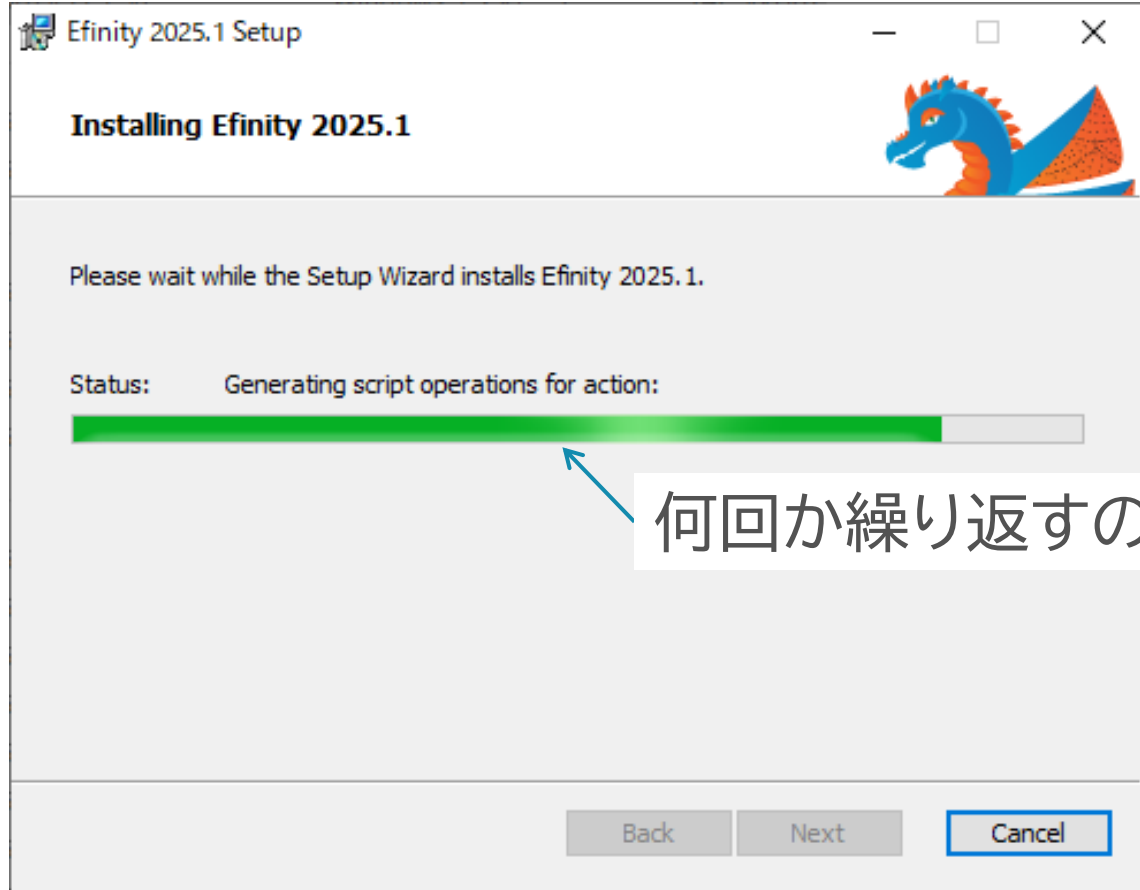
Installをクリック

# ユーザーアカウント制御の許可



ユーザーアカウント制御が出るので許可しておく

# インストール中



何回か繰り返すので終わるまで待つ

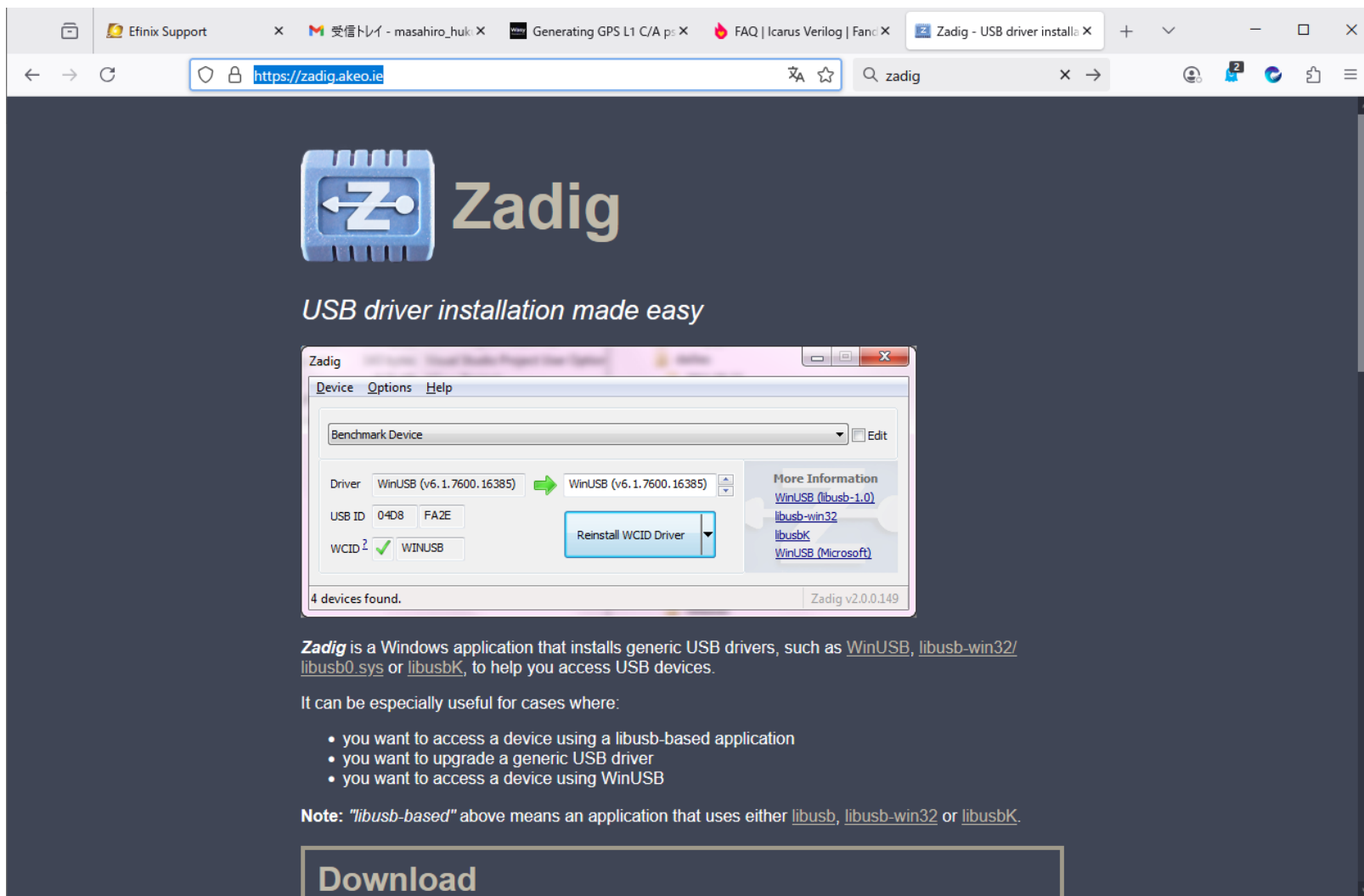
# Efinityのインストーラの終了



最後にFinishを押して終わる

# Zadigのダウンロード

Zadigの配布ページ(<https://zadig.akeo.ie/>)を開く



The screenshot shows a web browser window displaying the Zadig website. The browser's address bar shows the URL <https://zadig.akeo.ie/>. The website features the Zadig logo, a tagline "USB driver installation made easy", and a preview of the Zadig application interface. The application interface includes a "Device" dropdown menu set to "Benchmark Device", a "Driver" dropdown menu set to "WinUSB (v6.1.7600.16385)", and a "Reinstall WCID Driver" button. Below the application preview, there is a description of Zadig and a list of use cases.

**Zadig** is a Windows application that installs generic USB drivers, such as [WinUSB](#), [libusb-win32](#)/[libusb0.sys](#) or [libusbK](#), to help you access USB devices.

It can be especially useful for cases where:

- you want to access a device using a libusb-based application
- you want to upgrade a generic USB driver
- you want to access a device using WinUSB

**Note:** "libusb-based" above means an application that uses either [libusb](#), [libusb-win32](#) or [libusbK](#).

[Download](#)

# ダウンロード



4 devices found. Zadig v2.0.0.149

**Zadig** is a Windows application that installs generic USB drivers, such as [WinUSB](#), [libusb-win32/libusb0.sys](#) or [libusbK](#), to help you access USB devices.

It can be especially useful for cases where:

- you want to access a device using a libusb-based application
- you want to upgrade a generic USB driver
- you want to access a device using WinUSB

**Note:** "*libusb-based*" above means an application that uses either [libusb](#), [libusb-win32](#) or [libusbK](#).

## Download

**Updated 2024.06.13:**

- [Zadig 2.9](#) (5.1 MB)
- [Other versions](#)

**System Requirements:**

Windows 7 or later.  
Windows XP and Windows Vista are **NO LONGER SUPPORTED**.

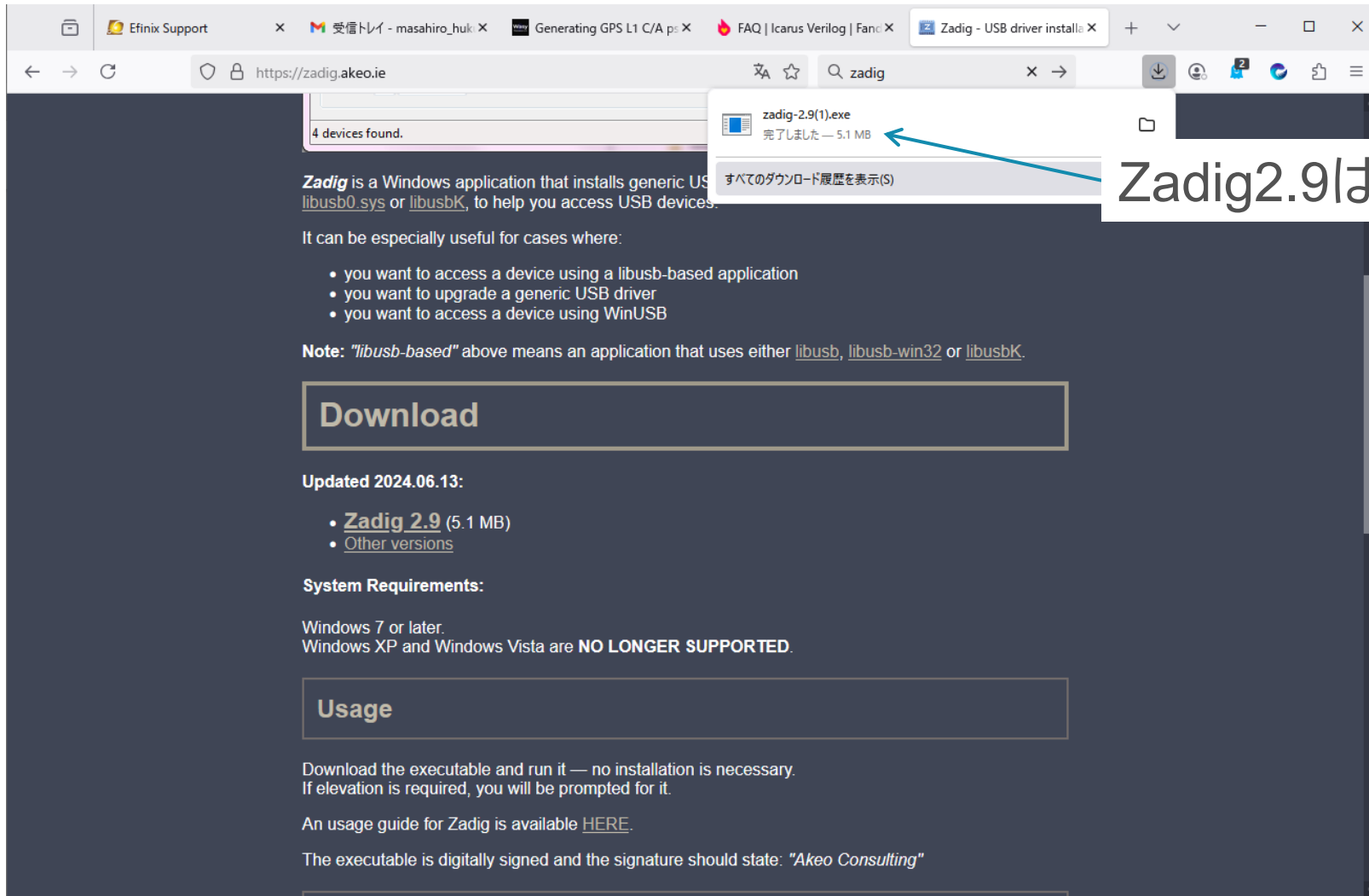
## Usage

Download the executable and run it — no installation is necessary.  
If elevation is required, you will be prompted for it.

An usage guide for Zadig is available [HERE](#).

The executable is digitally signed and the signature should state: "*Akeo Consulting*"

Zadig2.9をクリックしてダウンロード



The screenshot shows a web browser window with the URL <https://zadig.akeo.ie>. The page content includes:

- A search bar with the text "4 devices found."
- A description: "Zadig is a Windows application that installs generic USB drivers like `libusb0.sys` or `libusbK`, to help you access USB devices."
- A list of use cases: "It can be especially useful for cases where:"
  - you want to access a device using a libusb-based application
  - you want to upgrade a generic USB driver
  - you want to access a device using WinUSB
- A note: "Note: "libusb-based" above means an application that uses either `libusb`, `libusb-win32` or `libusbK`."
- A "Download" button.
- Update information: "Updated 2024.06.13:"
  - **Zadig 2.9** (5.1 MB)
  - [Other versions](#)
- System Requirements: "Windows 7 or later. Windows XP and Windows Vista are **NO LONGER SUPPORTED**."
- A "Usage" section header.
- Usage instructions: "Download the executable and run it — no installation is necessary. If elevation is required, you will be prompted for it." and "An usage guide for Zadig is available [HERE](#)."
- Signature information: "The executable is digitally signed and the signature should state: "Akeo Consulting"."

A file explorer window is open over the download section, showing a file named "zadig-2.9(1).exe" with a size of 5.1 MB. A blue arrow points from the Japanese text to this file.

Zadig2.9はそこまで大きくない